



TERRAMAXX Ford Van



- **One-Piece Fiberglass Body**
- **No Fasteners!**
- **No Seams!**
- **No Leaks!**
- **No Rust!**

MORE CAPACITY... MORE COMFORT...MORE DONE



The freedom to work comfortably is the freedom to get more done. Stand and work upright in a cargo van that's second to none. Use its sturdy design, ease of access and Best-In-Class* features to carry and do much more. When the competition provides many features at extra cost, with **TerraMaxx** these features are standard (see "Standard Features" on back). With its sleek and aerodynamic design, you have an American-made van unlike all other vans. Stand out and be recognized wherever you go and whatever you do. Add Ford's warranties, service and support and there are few limits to what you can accomplish.

Powered by a 5.4 liter V8, the **TerraMaxx** delivers incredible and impressive power and performance. Also available in a 6.8 liter Gas Engine.

- Best-In-Class* payload capacity of up to 6,300 lbs.
- Best-In-Class* cargo capacity of 600 plus cu. ft.
- Best-In-Class* standing height of 7' 1"
- Best-In-Class* service and support from over 4,000 Ford Dealers



The **TerraMaxx** can also become your mobile billboard with a roof height that overshadows the rest and plenty of surface area for customized vehicle wraps. Select from the many upfit options which can customize your work area and the **TerraMaxx** will become your next commercial vehicle of choice. Choose Ford's E350 or E450 Cutaway Chassis and we provide the rest—Choice of Gross Vehicle Weight (GVWR) is 9,900, 12,500 or 14,500 lbs. Available body length 14 ft.

Available Packages and Upfit Options

- **HVAC Packages (Racks, Bins, Shelving, Ladder Stations)**
- **Electrical, Plumbing, Painting, and Contractor Packages**
- **Dry Cleaning Conveyor Systems**
- **Parcel Delivery Packages (Shelving Packages)**
- **Expeditor Packages (Sleep Quarters, Pallet Systems, L-Track, etc.)**
- **Rear and Side Swing Doors, Loading Ramps, Lift Gates, Backup Cameras, etc.**
- **Additional Options Available**





TERRAMAXX — A BETTER WALK-IN VAN

POWERTRAIN SPECIFICATIONS

Rear Wheel Drive
Single or Dual Rear Wheels
Electric 5-Spd AOD w/Tow-Haul Trans
Fuel Type Flex-Fuel Gas
Tank Capacity 40-Gallons
Rear Ratio 4.10 Regular Axle
Rated Torque 350 lb-ft @ 2500 rpm
Engine HP 225 @ 4500 rpm
8 Cylinder V8 Triton Engine
Conventional Instrument Cluster
Light / Convenience Group
Automatic Keyless Entry
Air conditioner Front Only CFC Free
Air Bags Driver / Passenger
LT225 / 75R x 16E BSW DRW Tires
Spare Tire / Wheel Not Included
Oxford White
Medium Flint Cloth
Cloth Captains Chairs
4 Speakers
50 State Emissions
158 inch Wheel Base
E350 / E450 Econoline Cutaway

VEHICLE BODY SPECIFICATIONS

600-Plus Cubic Ft. Cargo Volume
14 ft. 2 in. Cargo Length
6 ft. Width at Base of Cargo Floor
49.5 in. Between Wheel Housings
7 ft. 1 in. Height from Ceiling to Floor
One-Piece Fiberglass Body
Third High Brake Light
Overall Length Bumper-to-Bumper 24 ft.
Overall Width at Fender Flares 7 ft. 9 in.
Height of Body, Top to Ground 9 ft. 7 in.
Width of Rear Door Opening 4 ft. 7 in.
Height of Rear Door Opening 6 ft.
Depth of Rear Bumper 16 in.
Width of Side Door Opening 4 ft. 3 in.
Height of Side Door Opening 6 ft. 0 in.

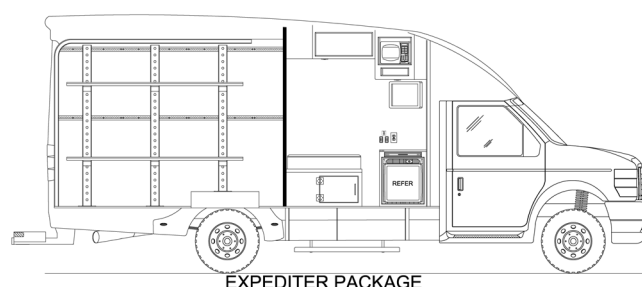
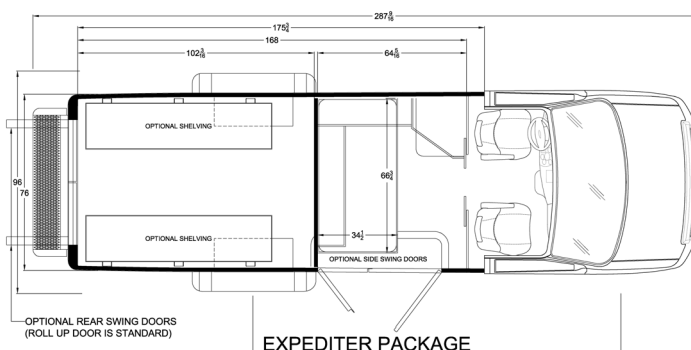
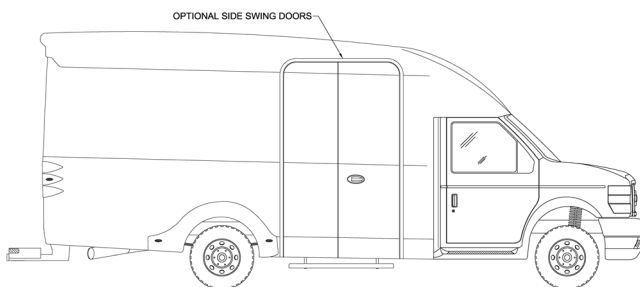
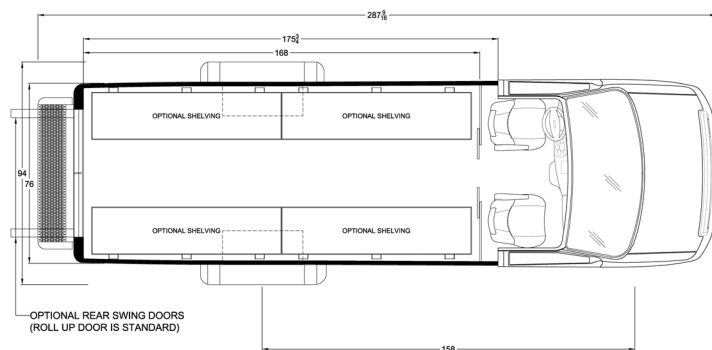
STANDARD FEATURES

Driver and Passenger Running Boards
Rear Roll-up Door w/Lock in Handle
Lever to Unlock Rear Roll-up from Inside
Bulkhead with Sliding Doors
Wood Interior Wall Lining
L-Track for Mounting Bins, Shelving, etc.
One-piece Coated Non-skid Wood Floor
Increased Floor Strength w/Steel Tube
Undercoated Body and Rear Chassis
Step Bumper w/Receiver Hitch / 7 Pin Plug
LED Lights in Cargo Area
LED Lights Switched to Operate when Doors
Open / Can be disarmed by a Switch
Extra Power Point in Cab for GPS / Cell
Overhead Driver Storage Compartment
6 in. Wide Translucent Roof
Nitrogen-filled Tires
Mud Flaps

LIMITED BODY WARRANTY

5 Yrs. / 100,000 Miles on Mfg. Components

NOTE: ALL THESE FEATURES ARE AT NO
ADDITIONAL COST COMPARED TO OTHER
MAKES AND MODELS



Additional Optional Equipment may include: Weldex color backup camera, Shelving packages, Power deck pallet systems, Loading ramps, Lift gates, Secondary floor for ladder placement, Fire extinguisher, Triangle and First Aid Kits, Chrome wheel simulators, Refrigeration, High security slam locks, Solid bulkhead, R-11 rated Nano insulated cargo area, Power/Heated Mirrors, 60/40 Side swing doors, Rear swing doors, Power door locks for rear doors, Dry cleaning conveyor systems, other optional upfits such as Racks, Bins, HVAC or Contractor packages.

Some specifications and features shown or mentioned on this data sheet are optional and only available upon request at extra cost. Specifications subject to change without notice.

